


[DrupalCamp 2013]



Herramientas web que no deberían de faltar en el desarrollo de Drupal

**Presentado por Eduardo Telaya
(@edutrul)**

Acerca de mi:

PHP/Drupal Developer

Eduardo Telaya

 @edutrul



luis.eduardo.telaya@gmail.com

 fb/edutrul



<https://drupal.org/user/1621444>

Para servirles y ayudarles con mucho gusto!

Agenda

- **Situación de un drupalero**
- **Herramientas:**
 - **CVS**
 - **Drush**
 - **Navegador Web**
 - **IDE**
 - **Debugging/Profiling**
 - **Testing Automático**
 - **Testing de rendimiento**
- **Preguntas y Respuestas**
- **Agradecimientos**



Situación de un drupalero.




- ¿Muchos Bugs?
- ¿Mucho tiempo pasas en deployar un feature?
- ¿Tanto tiempo demoras en solucionar el bug?
- ¿Muchos features que implementar en poco tiempo?
- ¿Por qué No me hiciste caso cuando te dije que regreses a la versión alfa-2?



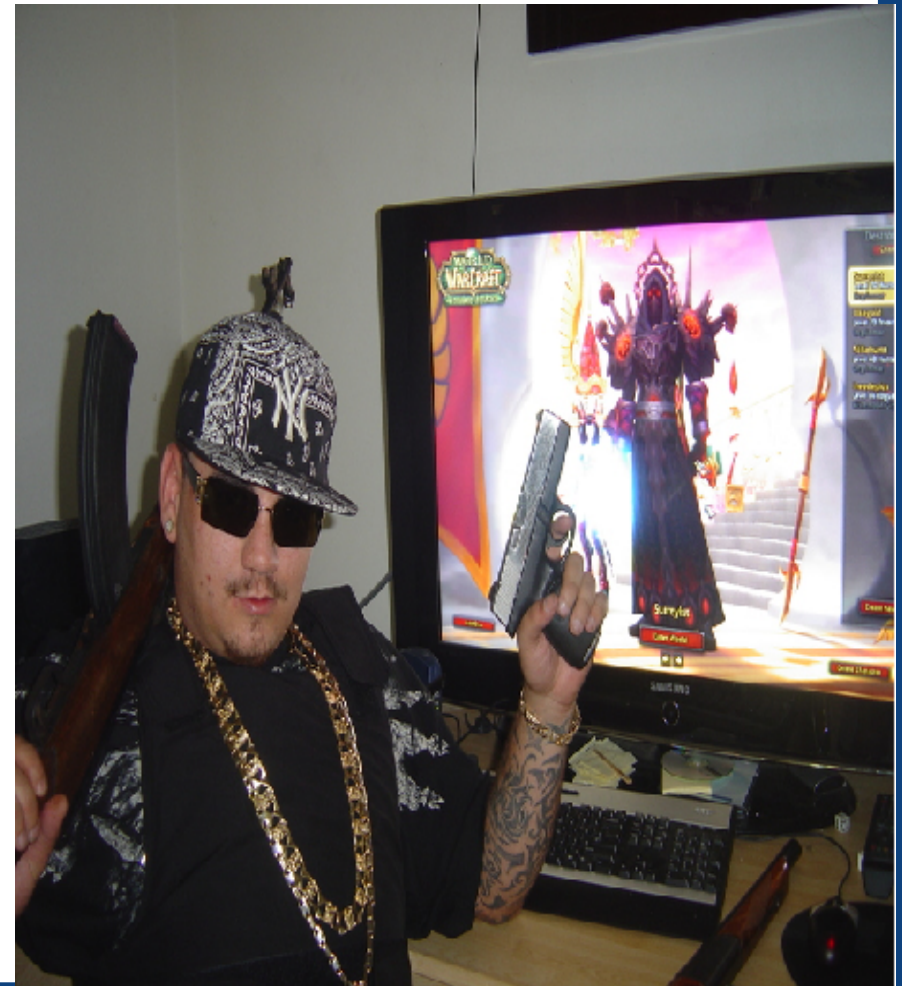
Y Ahora ¿Quién podra Defendernos?

Situación de un drupalero.

El Drupalero de Antes



Después de usar H. Desarrollo Drupal



Herramientas



CVS (1)

Se llama **control de versiones** a la gestión de los diversos cambios que se realizan sobre los elementos de algún producto o una configuración del mismo. Una versión, revisión o edición de un producto, es el estado en el que se encuentra dicho producto en un momento dado de su desarrollo o modificación.
(wikipedia)

...Ejemplos de estas Herramientas



CVS (3) - TIPS



gitk

gitk: sites

File Edit View Help

removed commented out code spotted by klaus
added entity_help()
removed duplicated definition of the EntityMalformedException
fixed merge conflicts
Merge branch '8.x' into 1018602-entity-module
moved the definition of the file entity back into the system.mod
Comment #35 patch by aspicious: some minor code fixes
Issue #1018602: removed unused file user.controller.inc.
Issue #1018602: added in missing changes to moved code
Issue #1018602: fixed and added some comments.
Issue #1018602 by catch: use modulename.entity.inc.

fago <nuppla@zites.net>	2011-08-26 11:32:28
fago <nuppla@zites.net>	2011-08-26 07:39:16
fago <nuppla@zites.net>	2011-08-26 07:30:08
fago <nuppla@zites.net>	2011-08-26 05:14:29
fago <nuppla@zites.net>	2011-07-16 03:58:17
fago <nuppla@zites.net>	2011-07-04 14:27:45
fago <nuppla@zites.net>	2011-07-04 13:58:09
fago <nuppla@zites.net>	2011-06-10 05:39:16
fago <nuppla@zites.net>	2011-06-10 05:30:43
fago <nuppla@zites.net>	2011-06-10 05:11:51
= <catch@35733.no-reply.drupal.org>	2011-06-09 10:01:46

SHA1 ID: dd215ceeb32006d01bdad28973dfdc265cb8335d Row 5984 / 21764

Find next prev commit containing: Exact All fields

Search

◆ Diff ◆ Old version ◆ New version Lines of context: 3 Ignore space change Lin

Author: fago <nuppla@zites.net> 2011-07-16 03:58:17
Committer: fago <nuppla@zites.net> 2011-07-16 03:58:17
Parent: 3e578a608565e99f83118c9867458937027f5475 (moved the definition of the file e
Parent: f4295f50246d3dadd4f3d5dde21a11279a0b0c30 (Issue #771448 by Damien Tournoud,
Child: 255e0cf4441333096775675d94a93eda8ce2c701 (fixed merge conflicts)
Branches: 8.x, remotes/origin/8.x, remotes/origin/9.x
Follows: 7.0
Precedes: 8.0-alpha1

Merge branch '8.x' into 1018602-entity-module

```
----- includes/module.inc -----
index d2288e0,779b668..6452ac6
@@ -449,12 -448,9 +449,12 @@ function module_enable($module_list, $e
 module_invoke($module, 'install');
 // Record the fact that it was installed.
 $modules_installed[] = $module;
- watchdog('system', '%module module installed.', array('%module' => $module
+ watchdog('system', '%module module installed.', array('%module' => $module
 }

+ // Allow modules to react prior to the enabling of a module.
+ module_invoke_all('modules_preenable', array($module));
+
 // Enable the module.
 module_invoke($module, 'enable');
```

◆ Patch ◆ Tree
Comments
includes/module.inc

```
$ sudo apt-get install gitk
$ cd proyecto-drupal
$ gitk
```

CVS (4)- TIPS scm_breeze

https://github.com/ndbroadbent/scm_breeze



```
ndbroadbent@ndb-desktop ~/src/ubuntu_config [master±|1.9.2p290]$ gs
# On branch: master | +2 | [*] => $e*
#
> Changes not staged for commit
#
#       deleted:   [1]  _shared.sh
#       modified:  [2]  assets/git_breeze/config.example.sh
#       modified:  [3]  assets/git_breeze/config.sh
#       modified:  [4]  assets/git_breeze/git_breeze.sh
#       modified:  [5]  assets/git_breeze/lib/aliases_and_bindings.sh
#       deleted:   [6]  assets/git_breeze/lib/git_file_shortcuts.sh
#       modified:  [7]  assets/git_breeze/lib/git_repo_management.sh
#       deleted:   [8]  assets/git_breeze/test/git_file_shortcuts_test.sh
#       modified:  [9]  assets/git_breeze/test/git_repo_management_test.sh
#       modified:  [10] assets/git_breeze/test/support/test_helper
#
> Untracked files
#
#       untracked: [11] assets/git_breeze/install.sh
#       untracked: [12] assets/git_breeze/lib/fallback/
#       untracked: [13] assets/git_breeze/lib/git_status_shortcuts.rb
#       untracked: [14] assets/git_breeze/lib/git_status_shortcuts.sh
#       untracked: [15] assets/git_breeze/test/git_status_shortcuts_test.sh
#
ndbroadbent@ndb-desktop ~/src/ubuntu_config [master±|1.9.2p290]$ |
```

Herramientas



git



Navegadores



Drush (3)



```
1. drush topic (php)
└─[sethlesky@codebook] - [~] - [Fri Dec 09, 05:47]
└─[$]> drush topic
Choose a topic
[0] : Cancel
[1] : All global options (core-global-options)
[2] : Configuring php.ini or drush.ini for use with drush.
      (docs-ini-files)
[3] : Drush API (docs-api)
[4] : Drush configuration overview with examples (docs-config)
[5] : Drush contexts (docs-context)
[6] : Example drush command file. (docs-examplecommand)
[7] : Example drush script (docs-examplescript)
[8] : Example policy file. (docs-policy)
[9] : Information about the drush bootstrap process. (docs-bo
[10] : Overview on how to write drush commands. (docs-commands
[11] : Overview on how to write drush shell scripts. (docs-scr
[12] : (docs-reading)
[13] : Site aliases overview with examples (docs-aliases)
```

Drupal™

+ drush



Comandos de Drush (1)

\$ drush help

“Despliega información de Ayuda”.

\$ drush en <module/theme>

“Habilita uno o varios módulos o temas”.



Comandos de Drush (2)

```
$ drush dis <module/theme>
```

“Deshabilita uno o varios módulos/temas”.

```
$ drush pm-uninstall <module/theme>
```

“Desinstala uno o varios módulos/temas”.



Comandos de Drush (3)

```
$ drush dl <module/themes>
```

“Descarga uno o varios módulos/temas”.

```
$ drush cc all
```

“Limpia las caches”.

Más Comandos de Drush



\$ drush cron

\$ drush user-create

\$ drush user-information

\$ drush user-add-role

\$ drush genc

\$ drush php-eval

\$ drush updb

\$ drush pm-list --no-core

\$ drush variable-get <variable>

\$ drush sql-query

...etc

Herramientas



git



Navegador Web

Navegadores



Navegador Web - Firebug

Instala y aprende firebug <http://getfirebug.com>

The screenshot shows a Mozilla Firefox browser window with the Firebug extension installed. The browser address bar shows the URL `http://www.apтана.com/docs/index.php/Inspecting_and_debugging_with_Firebug`. The website content includes the Aptana logo, a navigation menu with links for 'contribute', 'forums', 'products', 'support', and 'about', and a main heading 'Inspecting and debugging with Firebug'. Below the heading is a list of topics: 'About Firebug', 'Installing the Firebug extension', 'Inspecting HTML', 'Inspecting CSS', 'Monitoring XMLHttpRequests', 'Editing a web page', 'Writing to the Firebug console', and 'Setting breakpoints in Firebug'. The Firebug interface is open at the bottom, showing the 'Console' tab with the message 'Debug by writing messages to the console', the 'HTML' tab showing the DOM tree with the 'body' element selected, and the 'Style' tab showing the default styles for the selected element. Red arrows point from text annotations to various parts of the browser and Firebug interface.

Inspect HTML, CSS, Script, and DOM elements

Inspect styles and page layout

Debug by writing messages to the console

Inspect elements by hovering

Menu


- Mpetersen
- My talk
- Preferences
- My watchlist
- My contributions
- Log out

Done

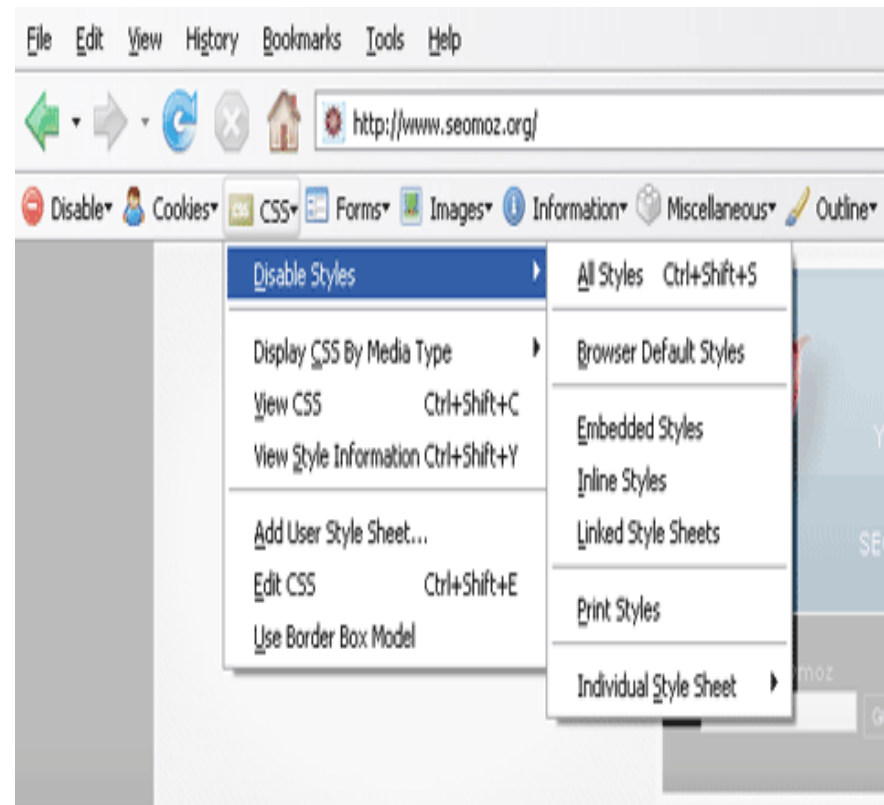
Navegador - Web Dev Ext.

Web developer extensions

Chrome



Firefox

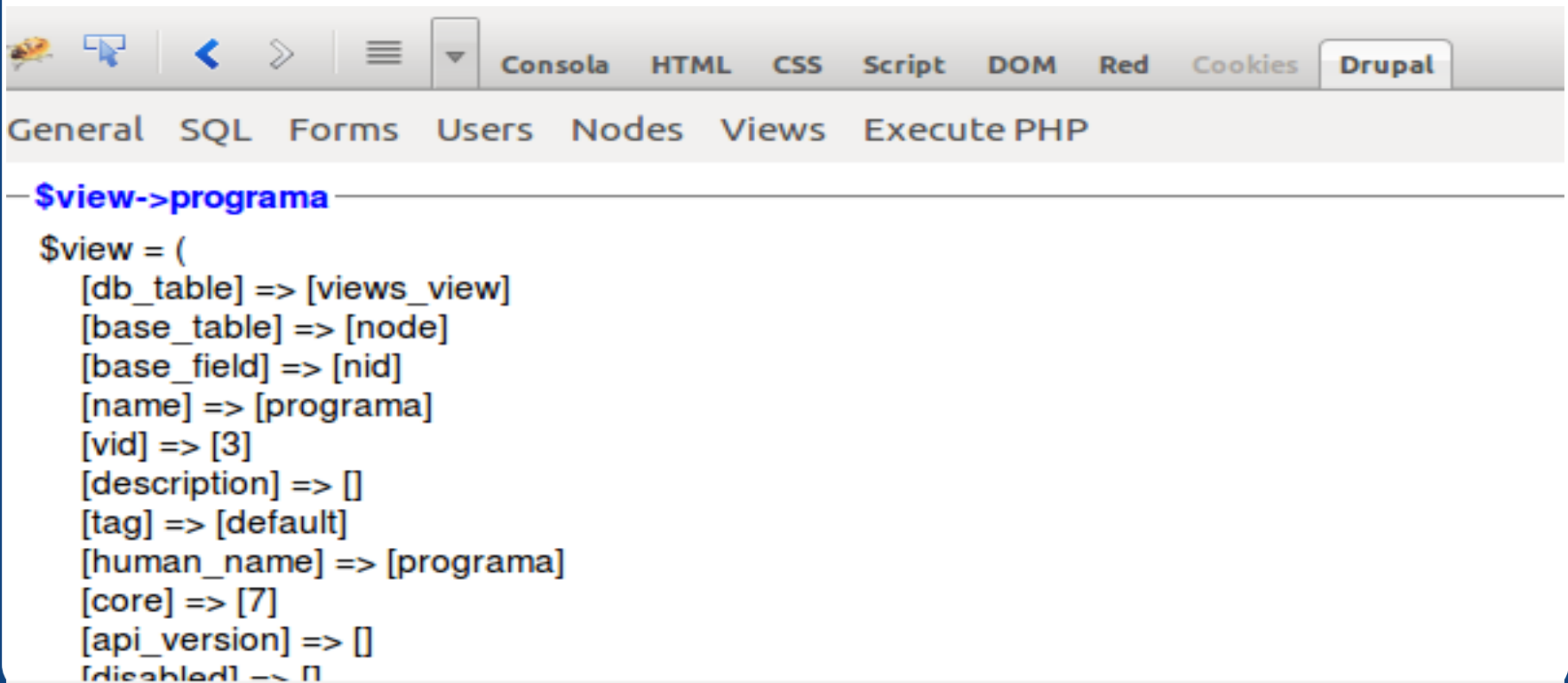


Navegador Web - DrupalForFirebug

\$ drush dl drupalforfirebug

\$ drush en -y drupalforfirebug

Presiona F12 en tu navegador



The screenshot shows a web browser window with the Firebug extension open. The Firebug interface includes a toolbar with navigation icons and tabs for Console, HTML, CSS, Script, DOM, Red, Cookies, and Drupal. Below the toolbar are tabs for General, SQL, Forms, Users, Nodes, Views, and Execute PHP. The console output shows the following PHP array:

```
$view = (  
  [db_table] => [views_view]  
  [base_table] => [node]  
  [base_field] => [nid]  
  [name] => [programa]  
  [vid] => [3]  
  [description] => []  
  [tag] => [default]  
  [human_name] => [programa]  
  [core] => [7]  
  [api_version] => []  
  [disabled] => []
```

Herramientas



git



Navegadores



IDE

Elige el mejor IDE que se acomode a tus necesidades!
(syntax highlighting, autocomplete, plugins para Drupal,
etc) Ver discusión en <https://groups.drupal.org/node/142534>



NetBeans

eclipse



aptana

Komodo



Geany

PHP Storm



Sublime Text Editor



Herramientas



git



Navegadores



Debugging/Profiling

Técnicas debugging/profile:

- **Módulo Devel**
 - <https://drupal.org/project/devel>
- **Xdebug**
 - <http://www.xdebug.org/download.php>
 - <http://kccachegrind.sourceforge.net/html/Home.html>
- **LGP**
 - <https://drupal.org/project/lgp>
- **PHP Xhproof + Devel (Profiling)**
 -
- **etc**



Herramientas



git



Navegadores



Testing Automático

Unit testing



Continuous Integration



Selenium



BDD



Slide recomendado:
www.slideshare.net/omissis/drupal-7-ci-and-testing

Herramientas



git



Navegadores



Rendimiento

Cache básico de drupal UI

Módulos:

- Boost
 - <https://drupal.org/project/boost>
- Memcached
 - <https://drupal.org/project/memcache>
- Varnish
 - <https://drupal.org/project/varnish>
- etc

Prácticas de desarrollo personalizado:

- Usar la memoria estática de PHP para guardar cache
- Usar Cache de Drupal
- Combinar la memoria de PHP estática y la cache de Drupal

Fuente: <http://develcuy.com/en/4-good-practices-speed-your-drupal-modules-using-cache>



Beneficiarios



Preguntas y Respuestas



Licencia

Creative Commons: Reconocimiento-

- **No comercial-Compartir bajo la misma**
- **licencia 2.5 Perú.**
- **<http://creativecommons.org/licenses/by-nc-sa/2.5/pe/>**

Agradecimientos



¡¡GRACIAS!!



A Dios por darme la Vida y permitirme enseñar y compartir mi experiencias con UD mis hermanos drupaleros. Un fuerte abrazo y Que Dios los bendiga.